

SIGMA

*Sigma is a single skin steel partitioning system
SIGMA ideal for factory and warehouse environments.*





SIGMA STEEL PARTITIONING: MODULAR AND FLEXIBLE FOR FACTORY, WAREHOUSE, AND STORAGE ENVIRONMENTS.

Panel Sections:-

Available in: full steel, steel/glass/steel, steel/glass, fully glazed and chair rail glazed.

Dimensions (mm):-

There are four standard heights available: 2440, 2745, 3050 and 3660.

All are available in widths of:

300, 400, 500, 600, 700, 800, 900, 1000.

Finish:-

All panels are supplied with a TGIC and lead free powder coat, to an average thickness of 70 microns. Partitioning is available in Sandstone BS.08.B.17, Grey BS.0.A.05, Grey RAL7037, White RAL9010, Blue RAL 5010.

However, non-standard and corporate colours are available on request.



SIGMA FEATURES

Sigma is a modular, demountable panel system that can be used for a variety of applications within a warehouse or factory environment.

It is ideal for enclosing working areas where appearance is important but without the extra cost of a double skin system.

Sigma is also widely used for enclosing paint lines and coating furnaces, and allows easy access for maintenance.

In a multi-tiered application, it can be used as factory or warehouse division for as security, dustproofing and environment control.


Other applications include perimeter guarding to automated machinery, robots, conveyors, and for other automated processes.



A drop down hatch can be integrated into the system and is ideal for use in storage and logistics areas.

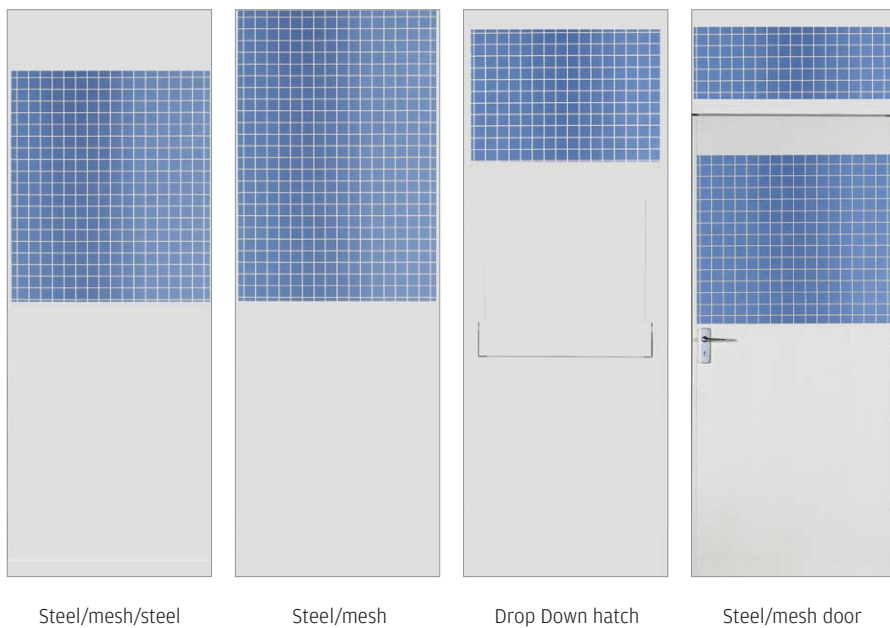



Sigma can be cut to accommodate an existing structure, providing an aesthetic finish.



Various mesh types and sizes are available to suit your requirements.

PANEL OPTIONS



Storage Systems Ltd
Malahide Road Industrial Park
Malahide Road, Coolock, Dublin 17
Tel: 01 8711400 Fax: 01 8479892
Email: sales@storagesystems.ie
www.storagesystems.ie